



JMG & ASSOCIATES

Chartered Accountants

167-F/2, Metro Pillar 674, Opp HDFC Bank, Main Najafgarh Road, UttamNagar, New Delhi-110059
Phone: 9350034509, 011-43034509, E-Mail: nkjindalca@gmail.com

INDEPENDENT AUDITOR'S REPORT ON FINANCIAL STATEMENTS

The Principal
Deen Dayal Upadhyaya College
(University of Delhi)
Dwarka Sec-3, New Delhi-110078

Opinion

We have audited the financial statements of **Non –Recurring Grant Account, Deen Dayal Upadhyaya College (University of Delhi)**, which comprise the balance sheet of March 31st, 2024, and the Receipt & Payment and Income & Expenditure Account for the year ended, and notes to the financial statements, including a summary of significant accounting policies.

In our opinion, the accompanying financial statements give a true and fair view of the financial position of the entity as at 31st March 2024, and of its financial performance for the year then ended in accordance with the Accounting Standards issued by the Institute of Chartered Accountants of India (ICAI).

Basis for Opinion

We conducted our audit in accordance with the Standards on Auditing (SAs) issued by ICAI. Our responsibilities under those standards are further described in the Auditor's Responsibilities for the Audit of the Financial Statements section of our report. We are independent of the entity in accordance with the ethical requirements that are relevant to our audit of the financial statements in India, and we have fulfilled our other ethical responsibilities in accordance with these requirements. We believe that the audit evidence we have obtained is sufficient and appropriate to provide a basis for our opinion.

Responsibilities of Management and Those charged with Governance for the Financial Statements

Management is responsible for the preparation and fair presentation of the financial statements in accordance with the aforesaid Accounting Standards, and for such internal control as management determines is necessary to enable the preparation of financial statements that are free from material misstatement, whether due to fraud or error.

In preparing the financial statements, management is responsible for assessing the entity's ability to continue as a going concern, disclosing, as applicable, matters related to going concerned and using the going concern basis of accounting unless management either intends to liquidate the entity or to cease operations or has no realistic alternative but to do so.



Those charged with governance are responsible for overseeing the entity's financial reporting process.

Auditor's Responsibilities for the audit of the Financial Statements

Our objectives are to obtain reasonable assurance whether the financial statements as a whole are free from material misstatement, whether due to fraud or error, and to issue an auditor's report that includes our opinion. Reasonable assurance is a high level of assurance, but is not a guarantee that an audit conducted in accordance with SAs will always detect a material misstatement when it exists. Misstatements can arise from fraud or error and are considered material if, individually or in the aggregate, they could reasonably be expected to influence the economic decisions of users taken on the basis of these financial statements.

FOR JMG & Associates
Chartered Accountants
Firm Registration No – 009062N



CA N.K. Jindal

Partner
Membership No. 091028

PLACE: NEW DELHI
DATE: 04/06/2024
UDIN: 24091028BKGYAJ3033

NON-RECURRING GRANT ACCOUNT

ACCOUNTING POLICIES & NOTES ACCOMPANYING THE FINANCIAL STATEMENTS FOR THE YEAR ENDED 31st MARCH, 2024:


Fixed Assets

- All fixed assets are valued at cost less depreciation. Pre-operation expenses including trial run expenses (net of revenue) are capitalized.
- As Informed and explained, college Building amounting to Rs. 181.47 Cr is to be capitalized towards building construction cost of Rs. 150.98 Cr, towards VRF, towards LAN, Audio, Video & CCTV amounting to Rs. 12.00 Cr, towards furniture of Rs. 18.45 Cr and towards collcertina coil amounting to Rs. 0.04Cr upon receipt of necessary information/details and is subject to approvals from competent authority in respect of transfer of ownership of the premises.


Depreciation

- During the year 2023-24, the college charged the depreciation on its fixed assets on the basis and manner provided in **circular reference no. IA/AUDIT/STORES/2008/362** and charged to grant capitalized account with a sum of Rs. 2,66,501.36/- and consequently there is a reduction in Grant Capitalized Fund.


D.Asstt


S.O.(A/cs) Admitu. Officer


Bursar


Officiating Principal


Treasurer

As per our separate report of even date attached

For JMG & ASSOCIATES

(Chartered Accountants)

Firm Regn. No.009062N


CA N.K. JINDAL, PARTNER

M.No.091028

Date : 04/06/2024

Place: New Delhi

**DEEN DAYAL UPADHYAYA COLLEGE
(UNIVERSITY OF DELHI)**

Sector-3, Dwarka, New Delhi-110078

BALANCE SHEET OF NON RECURRING GRANT ACCOUNT AS ON 31-03-2024

Previous Year as on 31.03.2023	Liabilities	Amount (Rs.) as on 31.03.2024	Previous Year as on 31.03.2023	Assets	Amount (Rs.) as on 31.03.2024
11,40,097.57	<u>Capital Account</u>		7,01,609.57	<u>Fixed Assets (Annexure A)</u>	4,35,108.21
-4,38,488.00	GRANT IN AID (CAPITALIZED)	7,01,609.57		Current Assets	
	Less: Depreciation	2,65,971.49		BANK - PNB	9,39,983.00
	Less: Vehicle	529.87			
2,16,993.00	<u>Reserve & Surplus</u>		8,80,382.00		
	Unutilised GIA FOR CAPITAL ASSET: 2,23,112.00				
	LESS: RETURN TO PAO IX (D GOVT				
6,119.00	Add: Surplus	43,117.00			
5,28,056.00	Unutilised GRANT IN AID (SPORTS)	6,10,531.00			
67,584.00	Add: GIA received during the year				
14,891.00	Add: Interest	16,484.00			
30,000.00	<u>Current Liabilities</u>				
16,739.00	EMD	30,000.00			
	PERFORMANCE GUARANTEE	16,739.00			
15,81,991.57	TOTAL	13,75,091.21	15,81,991.57	TOTAL	13,75,091.21

Note:- College Building Amounting to Rs. 181.47 Cr. is to be capitalized towards building construction cost Rs. 150.88 Cr., towards VRF, LAN, Audio, Video & CCTV amounting to Rs. 12.00 Cr., towards furniture Rs. 18.45/- Cr. and towards colicertina coil amounting to Rs. 0.04 Cr.

[Signature]
D. Asstt.
S.O.(A/cs)

[Signature]
Adminr. Officer

[Signature]
Bursar

[Signature]
Officiating Principal

[Signature]
Treasurer

Note : Accounting Policy & Notes forming part of Balance Sheet
As per our separate report of even date attached

For JMG & ASSOCIATES

(Chartered Accountants)
Firm Regd. No. 091028
CA N.K. JINDAL, PARTNER
M.No. 091028
Date :
Place : New Delhi
UDIN : 24091028BKGYAJ3033

DEEN DAYAL UPADHYAYA COLLEGE

(UNIVERSITY OF DELHI)

RECEIPT AND PAYMENT STATEMENT OF NON-RECURRING GRANT FOR THE YEAR ENDING 31-3-2024

Previous Year as on 31.3.2023	Receipts	Amount (Rs.) as on 31.03.2024	Previous Year as on 31.3.2023	Payments	Amount (Rs.) as on 31.03.2024
7,91,788.00	Opening Balance	880382	3,240.00	AUDIT FEE	3240
24,550.00	INTEREST ON SWIPE / SAVING A/C	30142	300.00	TDS	300
67,584.00	Grant in Aid-sports VEHICLE	529.87			
	Gain on Sale of Fixed Asset (Vehicle)	32469.13			
8,83,922.00	Total	9,43,523.00	8,80,382.00	CLOSING BALANCE	939983
			8,83,922.00	Total	9,43,523.00


D. Asstt.
S.O. (A/cs)


Admin. Officer


Bursar


Officiating Principal


Treasurer

As per our separate report of even date attached

For JMG & ASSOCIATES

(Chartered Accountants)

Firm Regd. No. 09062N



CA N.K. JINDAL, PARTNER

M.No. 091028

Date :

Place of signature : New Delhi

DEEN DAYAL UPADHYAYA COLLEGE
 (UNIVERSITY OF DELHI)
 Sector-3, Dwarka, New Delhi-110078

INCOME & EXPENDITURE ACCOUNTS OF NON RECURRING GRANT FOR THE YEAR ENDING 31-03-2024


Previous year as on 31.03.2023	EXPENDITURE	AMOUNT(Rs.) AS ON 31.03.2024	Previous year as on 31.03.2023	INCOME	AMOUNT(Rs.) AS ON 31.03.2024
3,540.00	AUDIT FEE	3540	9,659.00	INTEREST ON SWEEP / SAVING A/C Gain on Sale of Fixed Asset (Vehicle) Misc. Income	13658 32469.13 529.87
6,119.00	Excess of income over expenditure	43117			
9,659.00	Total	46,657.00	9,659.00	Total	46,657.00


 D. Asstt.


 S.O.(A/cs)


 Admin. Officer


 Bursar


 Officiating Principal


 Treasurer

Note : Accounting Policy & Notes forming part of Balance Sheet
 As per our separate report of even date attached

For JMG & ASSOCIATES
 (Chartered Accountants)
 Firm Reg. No. 809062N


 CA N. K. SUNDAR, PARTNER
 M.No.091028

Date :
 Place : New Delhi
 UDIN : 24091028BKGYAJ3033

DEEN DAYAL UPADHYAYA COLLEGE
(UNIVERSITY OF DELHI)

Annexure-A

LIST OF ASSETS AS ON 31-3-2024 (NON-RECURRING GRANT)

S.NO.	PARTICULARS	BALANCE AS ON	Addition during	Sale of Assets	DEPRECIATION	BALANCE AS ON
		01.04.2023	the year		2023-24	31.03.2024
1	BOTANY LAB. EQUIPMENTS	49,949.55	-	-	19,938.00	30,011.55
2	BBS LAB EQUIPMENT	15,213.63	-	-	5,014.00	10,199.63
3	CHEMISTRY LAB.EQUIPMENTS	9,603.20	-	-	3,812.00	5,791.20
4	COMPUTER LAB EQUIP./FUR. (Commerce)	13,182.28	-	-	4,735.00	8,447.28
5	COMPUTER LAB EQUIP./FUR. (Science)	1,71,940.62	-	-	67,821.00	1,04,119.62
6	ELECTRONICS LAB EQUIPMENTS	1,62,940.22	-	-	59,681.49	1,03,258.73
7	ENGLISH DEPTT.	295.56	-	-	71.00	224.56
8	FURNITURE & FIXTURE	13,953.74	-	-	3,416.00	10,537.74
9	LIBRARY BOOKS	18.00	-	-	9.00	9.00
10	LIBRARY EQUIPMENTS	1,13,760.56	-	-	45,447.00	68,313.56
11	MATHEMATICS - FURTNITURE & EQUIPT.	13.75	-	-	6.00	7.75
12	OFFICE EQUIPMENTS	17,310.40	-	-	4,095.00	13,215.40
13	PHYSICS LAB. EQUIPMENTS	91,327.90	-	-	34,218.00	57,109.90
14	SPORTS EQUIPMENTS	21,432.81	-	-	10,717.00	10,715.81
15	VEHICLE	529.87	-	529.87	0.00	0.00
16	ZOOLOGY LAB EQUIPMENTS	20,137.48	-	-	6,991.00	13,146.48
	TOTAL:	7,01,609.57	-	-	2,65,971.49	4,35,108.21

 D. Asstt.
 S.O. (A/cs)
 Admin. Officer
 Bursar
 Officiating Principal
 Treasurer

As per our separate report of even date attached

For JMG & ASSOCIATES

(Chartered Accountants)

Firm Regd. No: 0050224

NEW DELHI

CA N. S. SINGH, PARTNER


M.No. 0910288 ACCOCC

Date :

Place of signature : New Delhi

DEEN DAYAL UPADHYAYA COLLEGE
(UNIVERSITY OF DELHI)
LIST OF ASSETS AS ON 31.03.2023 (NON RECURRING GRANT ACCOUNT)

Particulars	Rate	Gross Block				Depreciation and Amortisation				Net Block	
		cost of items as on 1-4-2023	Addition during the year	Deduction/ Adjustments during the year.	Cost as at 31-03-2024	Up to 31.03.2023	Charge for the year	Deduction/ Adjustments during the year	Upto 31-03-2024	WDV as on 31.03.2024	WDV as on 31.03.2023
OFFICE EQUIPMENTS	20%	3,77,372.00			3,77,372.00	3,70,628.57	1,349.00		3,71,977.57	5,394.43	6,743.43
Refrigrator	20%	11,249.99			11,249.99	10,854.59	79.00		10,933.59	316.40	395.40
Heater	20%	16,362.00			16,362.00	15,786.50	115.00		15,901.50	460.50	575.50
Telephone	20%	9,868.00			9,868.00	9,847.94	4.00		9,851.94	16.06	20.06
MDF	20%	6,240.00			6,240.00	6,239.00			6,239.00	1.00	1.00
Computer	40%	4,59,520.00			4,59,520.00	4,58,660.10	344.00		4,59,004.10	515.90	859.90
Printer	40%	92,353.00			92,353.00	92,311.80	16.00		92,327.80	25.20	41.20
UPS/Stabilizer	40%	85,436.00			85,436.00	85,366.30	28.00		85,394.30	41.70	69.70
Softwares	40%	12,636.00			12,636.00	12,632.45	1.00		12,633.45	2.55	3.55
Digital Multifunctional Copier Machine	40%	1,60,877.00			1,60,877.00	1,60,292.80	234.00		1,60,526.80	350.20	584.20
Digital Copier with Printer	40%	91,655.00			91,655.00	91,323.00	133.00		91,456.00	199.00	332.00
Almirah/Lockers	25%	1,21,443.00			1,21,443.00	1,17,444.21	1,000.00		1,18,444.21	2,998.79	3,998.79
File Cabinet	25%	8,325.00			8,325.00	7,971.60	88.00		8,059.60	265.40	353.40
Trolley	25%	3,600.00			3,600.00	3,347.00	63.00		3,410.00	190.00	253.00
Chair	25%	17,348.00			17,348.00	16,985.34	91.00		17,076.34	271.66	362.66
Table	25%	11,362.00			11,362.00	11,225.70	34.00		11,259.70	102.30	136.30
Camera/CCTV etc.	20%	36,497.00			36,497.00	34,942.61	311.00		35,253.61	1,243.39	1,554.39
Bic Metric Attendance machine	20%	14,910.00			14,910.00	13,884.08	205.00		14,089.08	820.92	1,025.92
		15,37,053.99			15,37,053.99	15,19,743.59	4,095.00		15,23,838.59	13,215.40	17,310.40
VEHICLES	30%	3,25,074.00		529.87	3,24,544.13	3,24,544.13			3,24,544.13		529.87
SPORTS EQUIPMENTS											
Equipments 2016-17	50%	27,43,000.00			27,43,000.00	27,21,571.00	10,715.00		27,32,286.00	10,714.00	21,429.00
Leg Curl +Extn.	50%	50,000.00			50,000.00	49,999.69			49,999.69	0.31	0.31
Fitness Equip.	50%	49,944.00			49,944.00	49,940.50	2.00		49,942.50	1.50	3.50
		28,42,944.00			28,42,944.00	28,21,511.19	10,717.00		28,32,228.19	10,715.81	21,432.81
LIBRARY	50%	20,99,015.00			20,99,015.00	20,99,007.09	4.00		20,99,011.09	7.91	7.91
LIBRARY (BOOKS)	50%	5,62,463.00			5,62,463.00	5,62,452.91	5.00		5,62,457.91	5.09	10.09
		26,61,478.00			26,61,478.00	26,61,460.00	9.00		26,61,469.00	73.08	18.00
LIBRARY EQUIPMENTS											
Vacuum Cleaner	20%	6,390.00			6,390.00	6,274.94	23.00		6,297.94		
Incountrimter Lazer Barcode Scamer	40%	70,140.00			70,140.00	70,127.92	5.00		70,132.92		



Page 1 of 10

Aggarwal

Sanjay

Sanjay

Treasurer

Particulars	Rate	Gross Block				Depreciation and Amortisation				Net Block	
		cost of items as on 4-2023	Addition during the year	Deduction/ Adjustments during the year.	Cost as at 31-03-2024	Up to 31.03.2023	Charge for the year	Deduction/ Adjustments during the year	Upto 31-03-2024	WDV as on 31.03.2024	WDV as on 31.03.2023
Mini EPBAX System	20%	4,800.00			4,800.00	4,664.71	27.00		4,691.71	108.29	135.29
Printer	40%	63,956.99			63,956.99	61,731.02	890.00		62,621.02	1,335.97	2,225.97
Computer	40%	13,93,368.00			13,93,368.00	12,96,199.02	38,868.00		13,35,067.02	58,300.98	97,168.98
Softwares	40%	64,646.00			64,646.00	63,207.63	575.00		63,782.63	863.37	1,438.37
Printers	40%	55,770.00			55,770.00	55,750.78	8.00		55,758.78	11.22	19.22
Tables	25%	3,656.00			3,656.00	3,607.41	12.00		3,619.41	36.59	48.59
Server	40%	2,70,000.00			2,70,000.00	2,57,403.00	5,039.00		2,62,442.00	7,558.00	12,597.00
		19,32,726.99			19,32,726.99	18,18,966.43	45,447.00		18,64,413.43	68,313.56	1,13,760.56
FURNITURE & FIXTURES											
Chairs	25%	24,98,876.00			24,98,876.00	24,88,500.01	2,594.00		24,91,094.01	7,781.99	10,375.99
Chairs 1	25%	36,308.00			36,308.00	36,182.14	31.00		36,213.14	94.86	125.86
Tables	25%	19,320.00			19,320.00	19,062.27	64.00		19,126.27	193.73	257.73
Tables 1	25%	3,34,653.00			3,34,653.00	3,34,515.80	34.00		3,34,549.80	103.20	137.20
Cooler	20%	18,720.00			18,720.00	18,679.09	10.00		18,689.09	30.91	40.91
Green Chalk Board	25%	40,750.00			40,750.00	39,316.04	287.00		39,603.04	1,146.96	1,433.96
Storages	25%	71,697.00			71,697.00	70,262.50	359.00		70,621.50	1,075.50	1,434.50
		23,057.00			23,057.00	22,909.41	37.00		22,946.41	110.59	147.59
		30,43,381.00			30,43,381.00	30,29,427.26	3,416.00		30,32,843.26	10,537.74	13,953.74
CHEM. LAB. EQUIPMENTS											
Equipments 2016-17	40%	3,36,985.00			3,36,985.00	3,36,956.76	11.00		3,36,967.76	17.24	28.24
Photometer	40%	2,72,926.00			2,72,926.00	2,65,286.00	3,056.00		2,68,342.00	4,584.00	7,640.00
Digital Conductivity meter	40%	44,872.00			44,872.00	44,867.32	2.00		44,869.32	2.68	4.68
PH meter	40%	20,535.00			20,535.00	20,533.09	1.00		20,534.09	0.91	1.91
Revolution Research Centrifuge (R-23)	40%	17,233.00			17,233.00	17,230.55	1.00		17,231.55	1.45	2.45
Rotar Head (R-23)	40%	29,764.00			29,764.00	29,761.08	1.00		29,762.08	1.92	2.92
Magnetic Stirrer With Hot Plate	40%	9,291.00			9,291.00	9,289.95	-		9,289.95	1.05	1.05
Digital Electronics Power Supply	40%	6,625.00			6,625.00	6,624.73	-		6,624.73	0.27	0.27
Incubator	40%	12,093.00			12,093.00	12,091.88	-		12,091.88	1.12	1.12
Stop Watch	40%	42,188.00			42,188.00	42,035.20	61.00		42,096.20	91.80	152.80
Horizontal Tank	40%	18,281.00			18,281.00	18,214.40	27.00		18,241.40	39.60	66.60
Polarimeter	40%	3,039.00			3,039.00	3,037.96	-		3,037.96	1.04	1.04
Computer P-IV	40%	13,634.00			13,634.00	13,633.00	-		13,633.00	1.00	1.00
UPS	40%	73,321.00			73,321.00	73,299.17	9.00		73,308.17	12.83	21.83
Printer	40%	11,990.00			11,990.00	11,989.56	-		11,989.56	0.44	0.44
Projector	40%	27,355.00			27,355.00	27,343.84	4.00		27,347.84	7.16	11.16
Acculab Make Weighing Bal	40%	70,620.00			70,620.00	70,586.59	13.00		70,599.59	33.41	33.41
Heating Block	40%	82,328.00			82,328.00	82,313.34	6.00		82,319.34	8.66	14.66
Electric Water Bath Serological	40%	5,400.00			5,400.00	5,398.83	-		5,398.83	1.17	1.17
		32,906.00			32,906.00	32,786.40	48.00		32,834.40	149.60	149.60



Treasurer

Bank

Signature

Signature

Signature

Particulars	Rate	Gross Block				Depreciaton and Amortisation				Net Block	
		cost of items as on 1-4-2023	Addition during the year	Deduction/ Adjustments during the year	Cost as at 31-03-2024	Up to 31.03.2023	Charge for the year	Deduction/ Adjustments during the year	Upto 31-03-2024	WDV as on 31.03.2024	WDV as on 31.03.2023
Water Qty Analyser	40%	38,183.00			38,183.00	38,176.12	3.00		38,179.12	3.88	6.88
Platinum Electrode	40%	9,112.00			9,112.00	9,110.92			9,110.92	1.08	1.08
Combined Glass Electrode	40%	2,367.00			2,367.00	2,365.84			2,365.84	1.16	1.16
Refrigerator	40%	16,000.00			16,000.00	15,979.00	21.00		16,000.00		21.00
Ordinary Clamp	40%	3,994.00			3,994.00	3,988.30	2.00		3,990.30	3.70	5.70
Tongs	40%	4,275.00			4,275.00	4,269.60	2.00		4,271.60	3.40	5.40
Tripod Stands	40%	1,743.75			1,743.75	1,742.00	1.00		1,743.00	0.75	1.75
Burette Clamps	40%	1,293.75			1,293.75	1,292.30	1.00		1,293.30	0.45	1.45
Test Tube Stands	40%	337.50			337.50	336.60			336.60	0.90	0.90
Iron Stands	40%	8,438.00			8,438.00	8,426.39	5.00		8,431.39	6.61	11.61
Deionizer	40%	45,000.00			45,000.00	44,902.00	39.00		44,941.00	59.00	98.00
Kipps Apparatus Plastic	40%	990.00			990.00	987.60	1.00		988.60	1.40	2.40
Pipette pump plastic	40%	8,097.00			8,097.00	8,080.08	7.00		8,087.08	9.92	16.92
Almirah	25%	11,250.00			11,250.00	11,005.88	61.00		11,066.88	183.12	244.12
Computer table	25%	2,194.00			2,194.00	2,171.52	6.00		2,177.52	16.48	22.48
Laptop	40%	46250			46,250.00	45,970.00	112.00		46,082.00	168.00	280.00
Pipette Dispenser 0-2 ml	40%	10,294			10,294.00	10,232.00	25.00		10,257.00	37.00	62.00
Pipette Dispenser 0-10 ml	40%	10,294			10,294.00	10,232.00	25.00		10,257.00	37.00	62.00
Gas Burner Heavy Cast Iron	40%	6,638			6,638.00	6,598.00	16.00		6,614.00	24.00	40.00
Digital Photo Calorimeter	40%	35,033			35,033.00	34,821.00	85.00		34,906.00	127.00	212.00
Digital Conductivity Met	40%	52,650			52,650.00	52,332.00	127.00		52,459.00	191.00	318.00
Micro Pipette Variable Vol. 10-1000	40%	8,100			8,100.00	8,051.00	20.00		8,071.00	29.00	49.00
Micro Pipette Variable Vol 100-1000	40%	5,400			5,400.00	5,367.00	13.00		5,380.00	20.00	33.00
		14,59,320.00			14,59,320.00	14,49,716.80	3,812.00		14,53,528.80	5,791.20	9,603.20
ZOOLOGY	40%	5,84,078.00			5,84,078.00	5,84,018.73	24.00		5,84,042.73	35.27	59.27
Spectro Photometer	40%	1,05,023.00			1,05,023.00	1,05,013.02	4.00		1,05,017.02	5.98	9.98
Computer	40%	1,51,939.00			1,51,939.00	1,51,231.78	283.00		1,51,514.78	424.22	707.22
Printer	40%	23,863.00			23,863.00	23,763.12	40.00		23,803.12	59.88	99.88
UPS	40%	3,750.00			3,750.00	3,745.00	2.00		3,747.00	3.00	5.00
Hemacytometer	40%	61,924.00			61,924.00	61,782.19	57.00		61,839.19	84.81	141.81
Refrigerator	20%	33,799.00			33,799.00	32,405.28	536.00		32,941.28	857.72	1,393.72
Remson Instant Water Geyser	20%	1,975.00			1,975.00	1,919.27	11.00		1,930.27	44.73	55.73
Binocular	20%	4,800.00			4,800.00	4,664.71	27.00		4,691.71	108.29	135.29
Autoclave Vertical Type	20%	47,048.00			47,048.00	43,006.60	808.00		43,814.60	39,402.20	4,041.40
Laminar Flow Hood	40%	39,488.00			39,488.00	39,345.20	57.00		39,402.20	87,566.40	142.80
Micropipette	40%	87,705.00			87,705.00	87,474.40	92.00		87,566.40	230.60	230.60
Top Load Balancing	40%	33,750.00			33,750.00	33,706.00	18.00		33,724.00	44.00	44.00



[Signature]
Treasurer

[Signature]

[Signature]

[Signature]

Particulars	Rate	Gross Block				Depreciaton and Amortisation				Net Block	
		cost of items as on 4-2023	Addition during the year	Deduction/ Adjustments during the year	Cost as at 31-03-2024	Up to 31.03.2023	Charge for the year	Deduction/ Adjustments during the year	Upto 31-03-2024	WDV as on 31.03.2024	WDV as on 31.03.2023
Bottles/Lars	40%	14,138.37			14,138.37	14,109.39	12.00		14,121.39	16.97	28.97
Trays/Dishes	40%	11,776.50			11,776.50	11,754.78	9.00		11,763.78	12.72	21.72
Precision microtome	40%	18,309.38			18,309.38	18,270.00	16.00		18,286.00	23.38	39.38
Electrophoresis unit (Horizontal)	40%	27,641.00			27,641.00	27,540.40	40.00		27,580.40	60.60	100.60
Electrophoresis unit (Vertical)	40%	15,181.00			15,181.00	15,125.40	22.00		15,147.40	33.60	55.60
Burette Stand	40%	14,850.00			14,850.00	14,818.00	13.00		14,831.00	19.00	32.00
Electronic Kymograph	40%	1,76,344.00			1,76,344.00	1,75,960.16	154.00		1,76,114.16	229.84	383.84
Laboratory Incubator	40%	41,175.00			41,175.00	41,122.20	21.00		41,143.20	31.80	52.80
Inclinator Orbital Shaker	40%	83,531.25			83,531.25	83,422.50	44.00		83,466.50	64.75	108.75
Electrotransfer mini dual system	40%	55,788.75			55,788.75	55,716.38	29.00		55,745.38	43.37	72.37
Centrifuge	40%	1,92,802.00			1,92,802.00	1,92,550.52	101.00		1,92,651.52	150.48	251.48
Water Bath	40%	60,750.00			60,750.00	60,569.96	72.00		60,641.96	108.04	180.04
Ocular Micrometer	40%	2,600.00			2,600.00	2,599.69	-		2,599.69	0.31	0.31
Stage Micrometer	40%	8,840.00			8,840.00	8,837.56	1.00		8,838.56	1.44	2.44
Pipip	40%	2,340.00			2,340.00	2,338.82	-		2,338.82	1.18	1.18
Permanent Slides	40%	1,560.00			1,560.00	1,559.22	-		1,559.22	0.78	0.78
Almirah	25%	49,050.00			49,050.00	48,193.70	214.00		48,407.70	642.30	856.30
Computer chair	25%	3,263.00			3,263.00	3,230.26	8.00		3,238.26	24.74	32.74
Table	25%	2,193.00			2,193.00	2,170.69	6.00		2,176.69	16.31	22.31
Microwave	20%	4,600.00			4,600.00	4,562.30	8.00		4,570.30	29.70	37.70
Table Lamps	20%	7,456.25			7,456.25	7,289.45	33.00		7,322.45	133.80	166.80
Stop Watch	20%	11,475.00			11,475.00	11,378.70	19.00		11,397.70	77.30	96.30
Micro Centrifuge	40%	57,180.00			57,180.00	56,635.22	218.00		56,853.22	326.78	544.78
Microscope	40%	3,34,159.00			3,34,159.00	3,32,880.68	511.00		3,33,391.68	767.32	1,278.32
Colorimeter	40%	1,00,743.25			1,00,743.25	99,060.98	673.00		99,733.98	1,009.27	1,682.27
Dual wave length Transilluminator	40%	98,740			98,740.00	98,143.00	239.00		98,382.00	358.00	597.00
Platform Rocker with Ele. Timer	40%	21,997			21,997.00	21,864.00	53.00		21,917.00	80.00	133.00
BOD Incupator	40%	48,263			48,263.00	47,971.00	117.00		48,088.00	175.00	292.00
Reading Lamp	40%	22,207			22,207.00	22,073.00	54.00		22,127.00	80.00	134.00
Knee Hammer	40%	751			751.00	746.00	2.00		748.00	3.00	5.00
Bench Top Centrifuge	40%	45,479			45,479.00	45,204.00	110.00		45,314.00	165.00	275.00
Angle Head with Polypropylene	40%	5,788			5,788.00	5,753.00	14.00		5,767.00	21.00	35.00
Nicolab Make Dry Bath Model HB	40%	16,794			16,794.00	16,693.00	40.00		16,733.00	61.00	101.00
Remi MakeMagnetic Stirrer with Hot	40%	11,482			11,482.00	11,412.00	28.00		11,440.00	42.00	70.00
Real Make Vortex Mixer	40%	14,767			14,767.00	14,678.00	36.00		14,714.00	53.00	89.00
Philips Mixer PHL-1606/03-ECONOM	40%	2,601			2,601.00	2,585.00	6.00		2,591.00	10.00	16.00
Philips Hair Dryer PHP-8100	40%	2,799			2,799.00	2,782.00	7.00		2,789.00	10.00	17.00
IFB MWO-20PMIS	40%	6,500			6,500.00	6,461.00	16.00		6,477.00	23.00	39.00
Sahil's Haemoglobinometer	40%	7,980			7,980.00	7,932.00	19.00		7,951.00	29.00	48.00



[Signature]
Treasurer

Particulars	Rate	Gross Block			Depreciation and Amortisation			Net Block			
		cost of items as on 4-2023	Addition during the year	Deduction/ Adjustments during the year	Cost as at 31-03-2024	Up to 31.03.2023	Charge for the year	Deduction/ Adjustments during the year	Upto 31-03-2024	WDV as on 31.03.2024	WDV as on 31.03.2023
Digital Ph Meter	40%	9,261			9,261.00	9,205.00	22.00		9,227.00	34.00	56.00
Sachi Disk	40%	2,898			2,898.00	2,881.00	7.00		2,888.00	10.00	17.00
Soil Sieves with BSS Brass	40%	22,883			22,883.00	22,744.00	56.00		22,800.00	83.00	139.00
Dry & Wet Bulb thermometer	40%	1,406			1,406.00	1,398.00	3.00		1,401.00	5.00	8.00
Hygrometer Digital	40%	4,219			4,219.00	4,193.00	10.00		4,203.00	16.00	26.00
Deep Freezer	40%	84,375			84,375.00	84,332.00	17.00		84,349.00	26.00	43.00
Inset Breeding Jar Size)	40%	29,250			29,250.00	29,073.00	71.00		29,144.00	106.00	177.00
Dewinter Dissecting Microscope	40%	53,550			53,550.00	53,227.00	129.00		53,356.00	194.00	323.00
Dewinter Binocular Microscope	40%	7,24,500			7,24,500.00	7,20,119.00	1,752.00		7,21,871.00	2,629.00	4,381.00
		37,15,378.74			37,15,378.74	36,95,241.26	6,991.00		37,02,232.26	13,146.48	20,137.48
BOTANY	40%	5,94,034.00			5,94,034.00	5,93,973.51	24.00		5,93,997.51	36.49	60.49
Equipments 2016-17	40%	17,23,213.00			17,23,213.00	16,74,974.00	19,296.00		16,94,270.00	28,943.00	48,239.00
Computer	40%	72,049.00			72,049.00	71,822.15	139.00		71,961.15	87.85	226.85
Printer/Scanner	40%	33,180.00			33,180.00	33,076.89	41.00		33,117.89	62.11	103.11
Water Bath	40%	50,287.50			50,287.50	50,256.40	12.00		50,268.40	19.10	31.10
Lux Meter	40%	50,337.38			50,337.38	50,303.16	14.00		50,317.16	20.21	34.21
Hygrometer	40%	5,850.38			5,850.38	5,843.71	3.00		5,846.71	3.66	6.66
Binocular	20%	20,944.00			20,944.00	20,446.27	100.00		20,546.27	397.73	497.73
Secchi Disc	40%	2,419.00			2,419.00	2,418.28	4.00		2,418.28	0.72	0.72
Museum Specimens & Charts	40%	13,916.50			13,916.50	13,907.43	4.00		13,911.43	5.07	9.07
Remson Instant Water Geyser	40%	1,975.00			1,975.00	1,973.85	3.00		1,973.85	1.15	1.15
Stop Watches	40%	3,094.00			3,094.00	3,087.16	3.00		3,090.16	3.84	6.84
Refrigerator	40%	19,500.00			19,500.00	19,474.00	10.00		19,484.00	16.00	26.00
Hot Air Oven	40%	16,678.00			16,678.00	16,656.55	9.00		16,665.55	12.45	21.45
Microscope	40%	1,95,679.00			1,95,679.00	1,95,319.26	144.00		1,95,463.26	215.74	359.74
Table Lamps	40%	46,406.00			46,406.00	46,304.84	40.00		46,344.84	61.16	101.16
Turbidimeter	40%	8,438.00			8,438.00	8,426.39	5.00		8,431.39	6.61	11.61
Fucus	40%	305.00			305.00	304.20	5.00		304.20	0.80	0.80
Thermometer	40%	1,113.00			1,113.00	1,110.32	1.00		1,111.32	1.68	2.68
Lowibond Comparator & Disc	40%	8,112.00			8,112.00	8,101.81	4.00		8,105.81	6.19	10.19
PH meter	40%	9,897.75			9,897.75	9,884.84	5.00		9,889.84	7.91	12.91
Photometer	40%	61,027.00			61,027.00	60,972.17	32.00		61,004.17	22.83	54.83
Rotary Microtome BMT-10	40%	28,770.00			28,770.00	28,707.80	25.00		28,732.80	37.20	62.20
Magnetic Stirrer	40%	1,732.50			1,732.50	1,728.80	1.00		1,729.80	2.70	3.70
Mega Scope	40%	15,698.00			15,698.00	15,663.72	14.00		15,677.72	20.28	34.28
Psychrometer	40%	1,680.00			1,680.00	1,676.00	2.00		1,678.00	2.00	4.00
Rotary Flask Shaker	40%	13,556.00			13,556.00	13,552.53	1.00		13,553.53	2.47	3.47



[Signature]
Treasurer

[Signature]

[Signature]

[Signature]

Particulars	Rate	Gross Block				Depreciation and Amortisation				Net Block	
		cost of items as on 1-4-2023	Addition during the year	Deduction/ Adjustments during the year	Cost as at 31-03-2024	Up to 31.03.2023	Charge for the year	Deduction/ Adjustments during the year	Upto 31-03-2024	WDV as on 31.03.2024	WDV as on 31.03.2023
Ocular Micrometer	40%	6,270.00			6,270.00	6,267.47	1.00		6,268.47	1.53	2.53
Stage Micrometer	40%	6,492.00			6,492.00	6,490.11	1.00		6,491.11	0.89	1.89
Test Sieves Brass frame	40%	7,125.00			7,125.00	7,122.58	1.00		7,123.58	1.42	2.42
Permanent Slide	40%	1,031.00			1,031.00	1,029.90			1,029.90	1.10	1.10
Auger	40%	7,267.00			7,267.00	7,264.95	1.00		7,265.95	1.05	2.05
		30,34,262.00			30,34,262.00	29,84,312.45	19,938.00		30,04,250.45	30,011.55	49,949.55
PHYSICS	40%	19,01,741.00			19,01,741.00	19,01,559.04	73.00		19,01,632.04	108.96	181.96
Equipments 2016-17	40%	24,93,200.00			24,93,200.00	24,23,406.00	27,918.00		24,51,324.00	41,876.00	69,794.00
Refrigerator	20%	11,950.00			11,950.00	11,529.22	84.00		11,613.22	336.78	420.78
Almirah	25%	45,270.00			45,270.00	44,929.18	85.00		45,014.18	255.82	340.82
Function Generator	20%	1,64,850.00			1,64,850.00	1,53,521.00	2,266.00		1,55,787.00	9,063.00	11,329.00
Advance Reading Telescope	40%	18,559.00			18,559.00	18,526.47	13.00		18,539.47	19.53	32.53
Digital Multimeter with Micro Amp Range	40%	1,28,954.00			1,28,954.00	1,28,673.56	112.00		1,28,785.56	168.44	280.44
T & P Network Trainer	40%	19,750.00			19,750.00	19,707.00	17.00		19,724.00	26.00	43.00
Digital Timer	40%	10,000.00			10,000.00	9,978.00	9.00		9,987.00	13.00	22.00
Oscillator	40%	23,750.00			23,750.00	23,698.00	21.00		23,719.00	31.00	52.00
Oscilloscope	40%	7,04,734.00			7,04,734.00	7,03,199.76	614.00		7,03,813.76	920.24	1,534.24
Air Glass Interface	40%	20,250.00			20,250.00	20,206.00	18.00		20,224.00	26.00	44.00
30mhz Microcontroller	40%	3,52,440.00			3,52,440.00	3,51,672.60	307.00		3,51,979.60	460.40	767.40
Amplitude Modulation & Demodulation	40%	1,28,205.00			1,28,205.00	1,27,926.20	112.00		1,28,038.20	166.80	278.80
Viscosity Appartus Poisselleu's Method	40%	8,313.75			8,313.75	8,302.98	4.00		8,306.98	6.77	10.77
LCR Setup	40%	6,671.25			6,671.25	6,663.26	3.00		6,666.26	4.99	7.99
Seans Thermal Conductivity	40%	2,520.00			2,520.00	2,516.68	1.00		2,517.68	2.32	3.32
Clipping and Clamping Device	40%	29,245.00			29,245.00	29,180.80	26.00		29,206.80	38.20	64.20
CE-Amplifier	40%	29,245.00			29,245.00	29,180.80	26.00		29,206.80	38.20	64.20
FET Characteristics Trainer	40%	19,688.00			19,688.00	19,645.32	17.00		19,662.32	25.68	42.68
Transistor Characteristics Trainer	40%	19,688.00			19,688.00	19,645.32	17.00		19,662.32	25.68	42.68
Half & Full Wave Rectifier Trainer	40%	9,843.00			9,843.00	9,821.52	9.00		9,830.52	12.48	21.48
Mele's Appartus	40%	2,334.37			2,334.37	2,331.15	1.00		2,332.15	2.22	3.22
Constant Current Source	40%	12,670.00			12,670.00	12,641.80	11.00		12,652.80	17.20	28.20
UJT Characteristics Setup	40%	18,609.00			18,609.00	18,567.76	16.00		18,583.76	25.24	41.24
Babinet Compensator Setup	40%	13,275.00			13,275.00	13,257.60	7.00		13,264.60	10.40	17.40
Maxwell Needle	40%	13,601.00			13,601.00	13,571.64	12.00		13,583.64	17.36	29.36
Optical Lever Method Setup	40%	13,382.00			13,382.00	13,352.48	12.00		13,364.48	17.52	29.52
Fly Wheel	40%	12,724.00			12,724.00	12,696.36	11.00		12,707.36	16.64	27.64
Potentiometer	40%	6,910.00			6,910.00	6,895.40	6.00		6,901.40	8.60	14.60
Coupled pendulum system	40%	19,305.00			19,305.00	19,263.20	17.00		19,280.20	24.80	41.80
Resistance Coil	40%	1,579.00			1,579.00	1,575.56	1.00		1,576.56	2.44	3.44



[Signature]
Treasurer

[Signature]

[Signature]

[Signature]

Particulars	Rate	Gross Block				Depreciation and Amortisation				Net Block	
		cost of items as on 1-4-2023	Addition during the year	Deduction/ Adjustments during the year	Cost as at 31-03-2024	Up to 31.03.2023	Charge for the year	Deduction/ Adjustments during the year	Upto 31-03-2024	WDV as on 31.03.2024	WDV as on 31.03.2023
Setup for Dielectric Constant	40%	34,003.00			34,003.00	33,928.92	30.00		33,958.92	44.08	74.08
Setup for Thermal Conductivity	40%	68,007.00			68,007.00	67,859.48	59.00		67,918.48	88.52	147.52
Bridge Type Microscope	40%	21,718.00			21,718.00	21,670.52	19.00		21,689.52	28.48	47.48
Electromagnet	40%	79,414.00			79,414.00	79,240.96	69.00		79,309.96	104.04	173.04
Ballistic Galvanometer	40%	26,325.00			26,325.00	26,268.00	23.00		26,291.00	34.00	57.00
Lamp and Scale Outfit	40%	23,034.00			23,034.00	22,983.76	20.00		23,003.76	30.24	50.24
Setup for Callender and Barnes	40%	52,650.00			52,650.00	52,535.00	115.00		52,650.00		115.00
Stefan Constant Setup	40%	36,855.00			36,855.00	36,775.20	32.00		36,807.20	47.80	79.80
H Atom Sources	40%	26,887.50			26,887.50	26,851.80	14.00		26,865.80	21.70	35.70
Study of Diffraction	40%	24,750.00			24,750.00	24,718.00	13.00		24,731.00	19.00	32.00
Stop Watch	40%	49,579.25			49,579.25	49,484.02	38.00		49,522.02	57.23	95.23
Setup for Newtons Law of Heat	40%	2,241.00			2,241.00	2,240.27			2,240.27	0.73	0.73
Decade Resistance Box	40%	1,38,716.00			1,38,716.00	1,38,476.69	96.00		1,38,572.69	143.31	239.31
Elliptically Polished	40%	13,500.00			13,500.00	13,498.09	1.00		13,499.09	0.91	1.91
Setup for Inverse Square Law	40%	9,563.00			9,563.00	9,561.30	1.00		9,562.30	0.70	1.70
Setup for Ultrasonic Grating	40%	9,000.00			9,000.00	8,999.06			8,999.06	0.94	0.94
Setup for Plancks Constant by LED	40%	1,25,345.00			1,25,345.00	1,25,123.22	86.00		1,25,209.22	135.78	221.78
Setup for Determination of Resistivity	40%	12,100.00			12,100.00	12,097.28	1.00		12,098.28	1.72	2.72
Setup for Polarisation of light	40%	4,151.25			4,151.25	4,149.45	1.00		4,150.45	0.80	1.80
Setup for Magnetic Susceptibility of solid	40%	1,88,528.25			1,88,528.25	1,88,241.06	118.00		1,88,359.06	169.19	287.19
Apparatus by magnetic focus method	40%	83,189.70			83,189.70	83,088.02	41.00		83,129.02	60.68	101.68
Vertical stand for katers & bar pendulum	40%	19,669.50			19,669.50	19,660.00	4.00		19,664.00	5.50	9.50
Vertical stand for mounting telescope	40%	20,600.10			20,600.10	20,590.24	4.00		20,594.24	5.86	9.86
Setup for PE hysteresis loop	40%	1,55,855.25			1,55,855.25	1,55,647.04	83.00		1,55,730.04	125.21	208.21
Study of motion of spring & calculation	40%	5,551.88			5,551.88	5,549.16	1.00		5,550.16	1.72	2.72
Lee Disc setup for measurement of coefficient to thermal conductivity	40%	28,345.50			28,345.50	28,328.69	7.00		28,335.69	9.81	16.81
Verification of Malus Law	40%	60,658.00			60,658.00	60,629.77	11.00		60,640.77	17.23	28.23
Computer	40%	7,43,008.00			7,43,008.00	7,39,360.50	1,475.00		7,40,835.50	2,172.50	3,647.50
Printer	40%	26,682.00			26,682.00	26,664.80	7.00		26,671.80	10.20	17.20
UPS	40%	24,126.00			24,126.00	24,119.68	3.00		24,122.68	3.32	6.32
		83,77,309.54			83,77,309.54	82,85,981.64	34,218.00		83,20,199.64	57,109.90	91,327.90
ELECTRONICS	20%	15,54,800.00			15,54,800.00	15,26,789.85	5,602.00		15,32,391.85	22,408.15	28,010.15
Equipments 2016-17	40%	24,98,611.00			24,98,611.00	24,28,666.00	27,978.00		24,56,644.00	41,967.00	69,945.00
Oscilloscope	40%	14,79,380.53			14,79,380.53	14,51,256.31	11,250.00		14,62,506.31	16,874.22	28,124.22
Function Generator	40%	4,75,627.30			4,75,627.30	4,67,002.23	3,454.00		4,70,456.23	5,171.07	8,625.07
RMS Mullimeter	40%	1,85,170.29			1,85,170.29	1,81,271.06	1,560.00		1,82,831.06	1,560.00	3,899.23



Treasurer

Particulars	Rate	Gross Block				Depreciation and Amortisation				Net Block	
		cost of items as on 1-4-2023	Addition during the year	Deduction/ Adjustments during the year	Cost as at 31-03-2024	Up to 31.03.2023	Charge for the year	Deduction/ Adjustments during the year	Upto 31-03-2024	WDV as on 31.03.2024	WDV as on 31.03.2023
Power Supply	40%	1,89,675.00			1,89,675.00	1,87,010.00	1,066.00		1,88,076.00	1,599.00	2,665.00
Computer P-IV	40%	73,934.00			73,934.00	73,896.05	15.00		73,911.05	22.95	37.95
Communication Trainer Kit	40%	12,820.00			12,820.00	12,791.80	11.00		12,802.80	17.20	28.20
Rackmount Server	40%	2,00,847.00			2,00,847.00	2,00,118.80	291.00		2,00,409.80	437.20	728.20
Anderson's Bridge Setup	40%	8,910.00			8,910.00	8,890.40	8.00		8,898.40	11.60	19.60
HP Printer 1015	40%	22,590.00			22,590.00	22,579.79	4.00		22,583.79	6.21	10.21
Projector/Screen	40%	72,750.00			72,750.00	72,728.57	20.00		72,748.57	1.43	21.43
Desautys bridge Setup	40%	4,275.00			4,275.00	4,265.00	4.00		4,269.00	6.00	10.00
I-V Character of tungsten bulb	40%	11,643.75			11,643.75	11,638.33	2.00		11,640.33	3.42	5.42
Modulation & Demodulation Trainer	40%	12,500.00			12,500.00	12,472.00	11.00		12,483.00	17.00	28.00
Temperature Transducer Trainer Kit	40%	1,92,555.00			1,92,555.00	1,83,622.00	3,573.00		1,87,195.00	5,360.00	8,933.00
SCR Single Phase Half/Full Control Bridge R	40%	28,710.00			28,710.00	28,647.40	25.00		28,672.40	37.60	62.60
Solar Energy Trainer	40%	16,650.00			16,650.00	16,613.00	15.00		16,628.00	22.00	37.00
Commutated SCR Inverter	40%	28,710.00			28,710.00	28,647.40	25.00		28,672.40	37.60	62.60
Mosfet Inverter Kit	40%	28,710.00			28,710.00	28,647.40	25.00		28,672.40	37.60	62.60
Shunt Motor with Control Panel Kit	40%	79,002.00			79,002.00	78,830.28	69.00		78,899.28	102.72	171.72
DC Series Motor with Control Panel	40%	87,120.00			87,120.00	86,929.80	76.00		87,005.80	114.20	190.20
Single Phase Induction Motor with Control Pa	40%	39,105.00			39,105.00	39,020.20	34.00		39,054.20	50.80	84.80
Study Speed Control of DC Motor	40%	17,325.00			17,325.00	17,287.00	15.00		17,302.00	23.00	38.00
DC Motor Speed Control using Chopper	40%	38,609.00			38,609.00	38,524.76	34.00		38,558.76	50.24	84.24
DC Motor Speed Control Phase Controlled R	40%	38,609.00			38,609.00	38,524.76	34.00		38,558.76	50.24	84.24
8086 Kit	40%	65,205.00			65,205.00	65,059.20	58.00		65,117.20	87.80	145.80
8051 Micro Controller	40%	62,370.00			62,370.00	62,233.80	54.00		62,287.80	82.20	136.20
89C51RD2 Microcontroller	40%	14,700.00			14,700.00	14,668.00	13.00		14,681.00	19.00	32.00
PIC Microcontroller	40%	12,600.00			12,600.00	12,585.30	6.00		12,591.30	8.70	14.70
Kit for Norton theorem	40%	13,837.50			13,837.50	13,830.50	3.00		13,833.50	4.00	7.00
Temperature Transducer Trainer Kit	40%	18,711.00			18,711.00	18,670.04	16.00		18,686.04	24.96	40.96
Kit for T-pi Converter	40%	10,462.50			10,462.50	10,456.94	2.00		10,458.94	3.56	5.56
Tables	25%	13,050.00			13,050.00	12,875.17	46.00		12,921.17	128.83	174.83
Chairs	25%	9,900.00			9,900.00	9,767.68	33.00		9,800.68	99.32	132.32
Study of half wave rectifier	40%	12,712.50			12,712.50	12,706.98	2.00		12,708.98	3.52	5.52
FET Characteristics Setup	40%	11,125.00			11,125.00	11,119.92	2.00		11,121.92	3.08	5.08
UJT Characteristics Setup	40%	11,125.00			11,125.00	11,119.92	2.00		11,121.92	3.08	5.08
Setup for study of photovoltaic cell	40%	8,280.00			8,280.00	8,276.51	3.49		8,280.00	-	3.49
Computer	40%	1349113			13,49,113.00	13,40,955.00	3,398.00		13,44,353.00	4,760.00	8,158.00
UPS 10 KVA	40%	348058			3,48,058.00	3,45,953.00	842.00		3,46,795.00	1,263.00	2,105.00
					93,59,888.37	91,96,948.15	59,681.49		92,56,629.64	1,62,940.73	1,62,940.22
COMPUTER LAB. EQUIP. (Sci.)	40%				6,65,930.00	6,65,861.93	27.00		6,65,888.93	11.07	68.07



[Signature]
Treasurer

[Signature]

[Signature]

[Signature]

Particulars	Rate	Gross Block				Depreciation and Amortisation				Net Block	
		cost of items as on 1-4-2023	Addition during the year	Deduction/ Adjustments during the year	Cost as at 31-03-2024	Up to 31.03.2023	Charge for the year	Deduction/ Adjustments during the year	Upto 31-03-2024	WDV as on 31.03.2024	WDV as on 31.03.2023
Computer P-IV	40%	9,18,697.00			9,18,697.00	9,18,305.10	157.00		9,18,462.10	234.90	391.90
HP Printer LJ 1015	40%	80,250.00			80,250.00	80,210.72	16.00		80,226.72	23.28	39.28
Software	40%	1,62,442.00			1,62,442.00	1,62,353.70	35.00		1,62,388.70	53.30	88.30
Software Antivirus (5Users)	40%	16,337.00			16,337.00	16,335.60	1.00		16,336.60	0.40	1.40
Computer Chair	25%	16,313.00			16,313.00	16,149.64	41.00		16,190.64	122.36	163.36
Almirah/Lockers/Filing cabinets	25%	8,325.00			8,325.00	8,126.89	50.00		8,176.89	148.11	198.11
Computer	40%	2,22,295.00			2,22,295.00	2,20,951.00	538.00		2,21,489.00	806.00	1,344.00
Printer	40%	15,917.00			15,917.00	15,820.00	39.00		15,859.00	58.00	97.00
Printer (2014-15)	40%	42,273.00			42,273.00	41,846.40	171.00		42,017.40	255.60	426.60
Desktop windows /24	40%	32,24,541.00			32,24,541.00	30,61,686.80	65,142.00		31,26,828.80	97,712.20	1,62,854.20
Laser Jet colour (2014-15)	40%	24,300.00			24,300.00	24,054.60	98.00		24,152.60	147.40	245.40
Server Rack (2014-15)	25%	1,00,272.00			1,00,272.00	94,249.00	1,506.00		95,755.00	4,517.00	6,023.00
		54,97,892.00			54,97,892.00	53,25,951.38	67,821.00		53,93,772.38	1,04,119.62	1,71,940.62
COMPUTER LAB. EQUIP. (COMM.)	40%	1,84,148.00			1,84,148.00	1,84,129.02	8.00		1,84,137.02	10.98	18.98
Computer	40%	4,54,685.00			4,54,685.00	4,54,573.32	45.00		4,54,618.32	66.68	111.68
Laptop	40%	1,15,176.00			1,15,176.00	1,15,120.91	22.00		1,15,142.91	33.09	55.09
HP Printer	40%	43,748.00			43,748.00	43,732.43	6.00		43,738.43	9.57	15.57
Multimedia Projector	20%	72,680.00			72,680.00	70,123.22	511.00		70,634.22	2,045.78	2,556.78
Chairs	25%	11,475.00			11,475.00	11,388.27	22.00		11,410.27	64.73	86.73
HP Printer (2014-15)	40%	42,273.00			42,273.00	41,846.40	171.00		42,017.40	255.60	426.60
Desktop windows (2014-15)	40%	9,73,877.00			9,73,877.00	9,64,063.20	3,926.00		9,67,989.20	5,887.80	9,813.80
Computer Chair	25%	9,788.00			9,788.00	9,690.95	24.00		9,714.95	73.05	97.05
		19,07,850.00			19,07,850.00	18,94,667.72	4,735.00		18,99,402.72	8,447.28	13,182.28
Mathematics Dept.											
Computer P-IV	40%	40,279.00			40,279.00	40,267.64	5.00		40,272.64	6.36	11.36
HP Printer	40%	6,760.00			6,760.00	6,757.61	1.00		6,758.61	1.39	2.39
		47,039.00			47,039.00	47,025.25	6.00		47,031.25	7.75	13.75
Bussiness Studies Lab. Equip.											
Computer/Laptops	40%	16,49,909.00			16,49,909.00	16,40,329.46	3,832.00		16,44,161.46	5,747.54	9,579.54
Printers	40%	60,954.00			60,954.00	60,690.24	106.00		60,796.24	157.76	263.76
Chairs1	25%	2,475.00			2,475.00	2,442.67	8.00		2,450.67	24.33	32.33
Projector	20%	2,79,351.00			2,79,351.00	2,74,013.00	1,068.00		2,75,081.00	4,270.00	5,338.00
		19,92,689.00			19,92,689.00	19,77,475.37	5,014.00		19,82,489.37	10,199.63	15,213.63
English Dept.											
Computer/Laptops	40%	75,444.00			75,444.00	75,384.46	24.00		75,408.46	35.54	59.54
UPS	40%	3,400.00			3,400.00	3,398.62	1.00		3,399.62	0.38	1.38



[Handwritten Signature]
Treasurer

[Handwritten Signature]

[Handwritten Signature]

Particulars	Rate	Gross Block			Depreciation and Amortisation			Net Block			
		cost of items as on 1-4-2023	Addition during the year	Deduction/ Adjustments during the year	Cost as at 31-03-2024	Up to 31.03.2023	Charge for the year	Deduction/ Adjustments during the year	Upto 31-03-2024	WDV as on 31.03.2024	WDV as on 31.03.2023
Projector	20%	48,422.00			48,422.00	48,349.71	14.00		48,363.71	58.29	72.29
Microwave	20%	4,600.00			4,600.00	4,437.65	32.00		4,469.65	130.35	162.35
		1,31,866.00			1,31,866.00	1,31,570.44	71.00		1,31,641.44	224.56	295.56
TOTAL		4,78,66,152.63		529.87	4,78,65,622.76	4,71,64,543.06	2,65,971.49		4,74,30,514.55	4,35,112.21	7,01,609.57


D. Asstt.


S.O. (A/cs)


Admin Officer


Bursar


Officiating Principal


Treasurer



NON RECURRING GRANT A/C

PUNJAB NATIONAL BANK

Reconciliation Statement

1-Mar-24 to 31-Mar-24

Date	Particulars	Vch Type	Transaction Type	Instrument No.	Instrument Date	Bank Date	Debit	Credit
4-Mar-24	INTEREST ON SAVING A/C	Receipt	Cheque/DD		4-Mar-24		3,652.00	
31-Mar-24	INTEREST ON SWIPE A/C	Receipt	Cheque/DD		31-Mar-24		4,439.00	
Balance as per Company Books:							9,39,983.00	
Amounts not reflected in Bank:							8,091.00	
Amounts not reflected in Company Books:								
Balance as per Bank:							9,31,892.00	
Balance as per Imported Bank Statement:								
Difference:								

Ram

Lal Singh

Aggarwal

Jain

[Signature]
Treasurer

